

HAIR DESIGN CHALLENGE

1. In this challenge, you will design and execute a hair look based on a character from a play, movie, or popular culture. You can choose a Fantasy character (see the list below for some suggestions), or a more “realistic” character. If you’re choosing a well-known character, try to reimagine their “look” in some way. Keep in mind that you can create a design to be applied on yourself or a family member!
2. Check out INFO ON HAIR DESIGN (below) and complete the HAIR DESIGN WORKSHEET (below). This will help you create your design in a thoughtful and purposeful way.
3. Do some research. The internet is your oyster.
4. Gather your ideas! Using the FACE TEMPLATE (below), color in your design. Make notes on what you’ll be doing and what products you’ll be using. Keep in mind you can use tools like a blow dryer, curling or flat iron, hairspray and pins/clips!
5. Try out your design on yourself or a family member (depending on who you’re designing for). Experiment! You may not get the results you want on the first application; remember, practice is key!
6. If you want, add some makeup design to your look!
7. Show your design to a family member. Can they guess the character you are designing and explain to them what you want to communicate about the character. Do they have any suggestions or ideas to help your design?
8. When you’re satisfied with your design, record a video telling us about the character, your design, and why you made the choices you did.
9. Upload and Share! Follow the link on the ACT Spotlight page to upload your video. Make sure to title it with your name!
- 10.

MORE RESOURCES

[This video](#) about theatrical wig designer Paul Huntley shows just how much work and skill go into producing the incredible design and execution of a wig. ***This is an absolute must-watch!***

[This article](#) discusses the lack of diversity in makeup and hair design in the modern film and TV industry. Can you believe that Black actors are often doing their own hair and makeup or visiting their own stylists before coming to work on set?

[Hair and Makeup design](#) at the Royal Shakespeare Company

A [really great tutorial](#) on drawing hair

FANTASY CHARACTER IDEAS:

Animal: Lion, Tiger, Cat, Cow, Bird, Zebra, Leopard, Dog, Frog, Dragon

Disney: The Grinch, Queen of Hearts, Mad Hatter, Oompa Loompa, Maleficent, Cruella DeVillle, Ursula, The Beast, Scar, Hades

Miscellaneous: Ancient Egyptian, Kings and Queens, The Black Swan, Avatar, Cosplay Characters, David Bowie.

INFO ON HAIR DESIGN

Much like a makeup designer, a hair and wig designer will design and creates the look of a character using hair styling, wigs or beards, etc. The work process for both the hair and makeup designers typically involves analysis of the script, creative discussion with the director and costume designer, and then research, sketching and note-taking on design. The designer will then meet with the performer to create a look for the show that, once approved by the director, will serve as a template for all performances. The designers will often document this template look or style in photos from several angles, as well as step by step through the styling or application process.

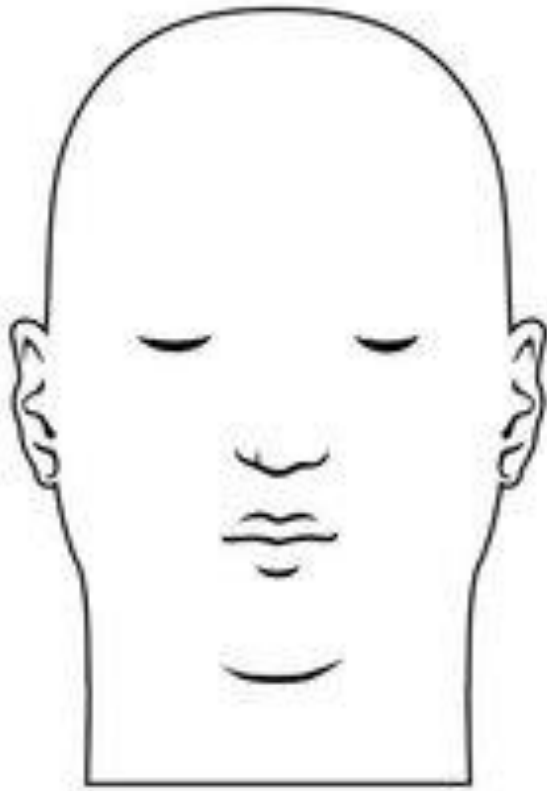
Just like costumes, hair can provide audiences with information about a character's occupation, social status, gender, age, sense of style and personality. A hair designer must take into consideration character, environment, temperament, health, age, and race. In addition to designing hair that works within the style of the show and the character, the designer must also consider the practical questions of lighting, color, distance of the performer from the audience.

Depending on the size of the production, the performers will then recreate the looks themselves before each performance, or their hair and makeup will be taken care of by specialized hairdressers and makeup artists with the production. Most professional theatres use primarily wigs in their productions.

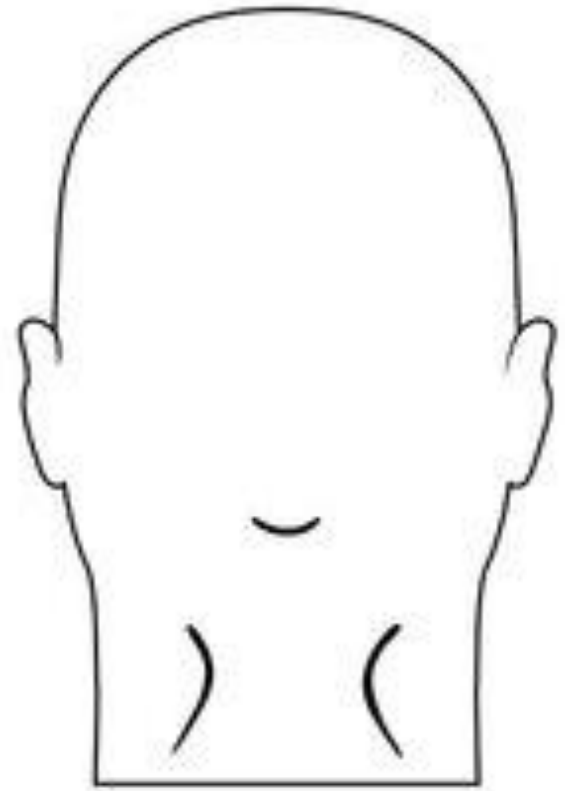
HAIR DESIGN WORKSHEET

Answering these questions will help you create the details of your makeup design. For each question, jot down a few ideas of how you might communicate these details with your character's hair design.

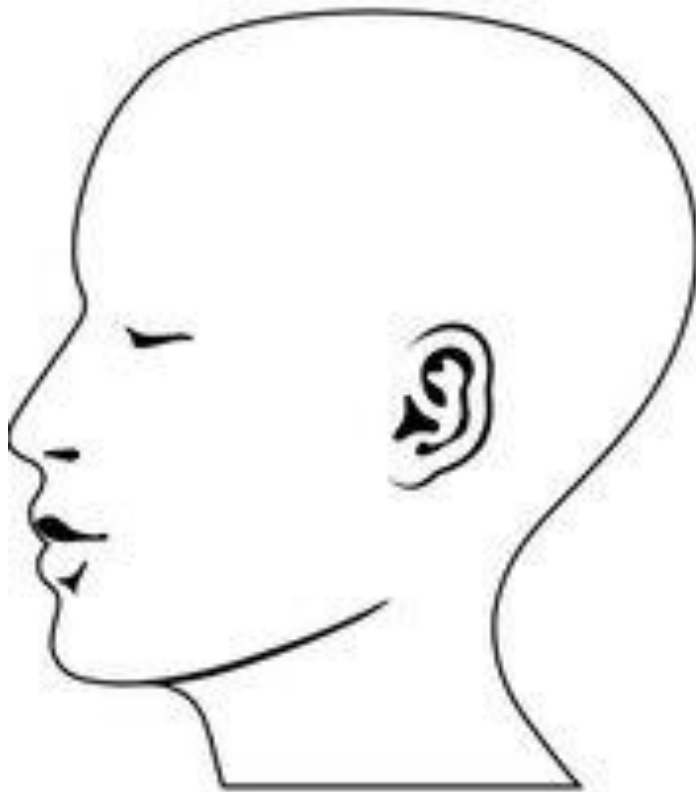
1. Who is the character you're designing? What are some ideas you have about their hair? (hair texture, color, condition)
2. What is the gender and age of your character? Does this affect what their hair looks like?
3. Environment: where does the story take place and during what time? Does location, weather, time of day or season make a difference in the way the character's hair looks? What about the time period?
4. What is the character's personality or temperament like? Our personalities are often reflected in our face and hair choices. How can you show your character's personality through their hair?



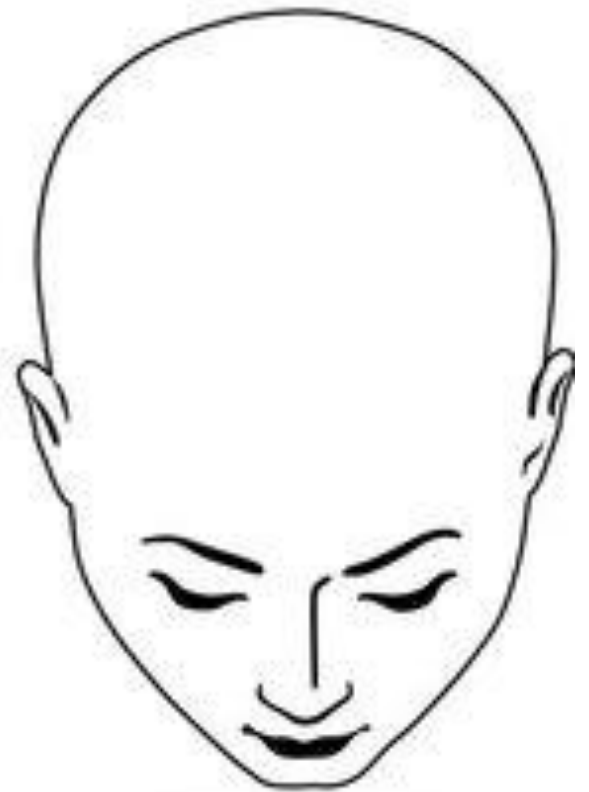
FRONT VIEW



BACK VIEW



SIDE VIEW



TOP VIEW